

EDGETEQ

D/S-810

powerLine

Pure Precision. Batch Size 1 and Series Production.

Our powerLine edge banding machines for the maximum.







So You Think There Is Always Room for Improvement? Welcome to HOMAG

In today's world, good is simply no longer good enough. Only by delivering absolute premium quality can you be sure to stay ahead of your competitors. A furniture panel tells its own story about how and on which machine it was produced. The edge progression and joint quality must be just right every time – and investing in plants and machines from HOMAG means you know they will be. The use of high-performance HOMAG machines guarantees excellent efficiency and thanks to high availability and consistent first-class quality, your customers will always receive impressive products.

YOUR SOLUTION

[MORE: HOMAG.COM](https://www.homag.com)



CONTENT

- 04 Possible applications
- 08 Series production
- 10 Batch size 1 production
- 16 Modular Units
- 36 Life Cycle Services
- 38 Technical data



Machines to Place You Firmly in the Champions League

The machine equipment, the processing unit configuration – every aspect of the series EDGETEQ S-810 powerLine and EDGETEQ D-810 powerLine offer the ultimate in terms of freedom, performance and flexibility. After all, they were designed with the highest production category in mind. With HOMAG edge banding machines from these series you can profile, rebate and groove panel-shaped workpieces such as chipboard, MDF, coreboard panels, solid wood and plastic,

for example. And it goes without saying that workpieces can be edged using hot-melt, PUR adhesive or zero joint technology with any kind of popular edging material: natural or plastic, coils or fixed length material. Choose between a machine, which processes pre-sized workpieces in unfinished fixed dimensions or a machine, which is capable of component sizing, edge application or finish processing



Single-sided machines: width-independent and flexible

The gold standard for order-related production. With the series EDGETEQ S-800 profiLine und EDGETEQ S-810 powerLine an edge is banded onto the relevant workpiece side with each machine pass. Because these machines work independently of width, they offer extreme flexibility of application. Using workpiece infeed systems, they are capable of achieving high capacity levels both with pre-sized and unsized workpieces.

Batch size 1 with single-sided machines: flexibility plus performance

The series EDGETEQ S-800 profiLine and EDGETEQ S-810 powerLine are ideal for order-related production with maximum output. Workpiece feeding ensures a high standard of precision even with extreme part dimensions. This allows the machines to combine flexibility and performance with high-quality angular precision.

Double-sided machines: series furniture production

The classical application for double-sided machines and machine lines: large-scale series production. The machines EDGETEQ D-810 powerLine are distinguished by extremely high output and minimal resetting processes. At the same time, they offer almost unlimited scope for equipment.

Longitudinal and Transverse Processing – as Variable as Your Production Needs

When it comes to processing your workpieces, flexibility is what counts. Which is why the machines of HOMAG are adjusted precisely to the varying widths of your workpieces. Choose from a wide selection of working widths from 1,000

to 3,500 mm in steps of 500 mm. with facility for reducing If you are processing wide workpieces, we recommend using an additional central support.



Longitudinal processing with EDGETEQ D-810 powerLine
Safe stop: the workpieces are guided into the machine along the infeed fence, after which they can be cut precisely to size.




Transverse processing with EDGETEQ D-810 powerLine
The steplessly adjustable cams of the transport chain form the workpiece stop. This allows even softforming parts or profiled components to be reliably transported through the machine without damage.

Flexible longitudinal and transverse processing with workpiece infeed systems – or simply call it “Precision Work”

This concept of multisided processing in consecutive passes enables high capacity levels to be reached, even for orderrelated production with continuously changing

dimensions. High-speed unit resetting within a minimal gap between two workpieces represents the state-of-the-art.




Workpiece infeed system WZ10 (top)

For workpieces which have already been cut to a high level of angular and parallel accuracy with their unfinished fixed measurement, we recommend using workpiece infeed WZ10. This is configured specifically for transporting pre-sized workpieces for flexible production.

Workpiece infeed system WZ14 (bottom)

A parallel precisely angled cut is not necessary with this workpiece infeed system. The workpieces are fed at a precise angle in the longitudinal and transverse direction. The machine's sizing units then cut the workpiece precisely to size. Cyclical outputs of up to 12 workpieces/min are possible.



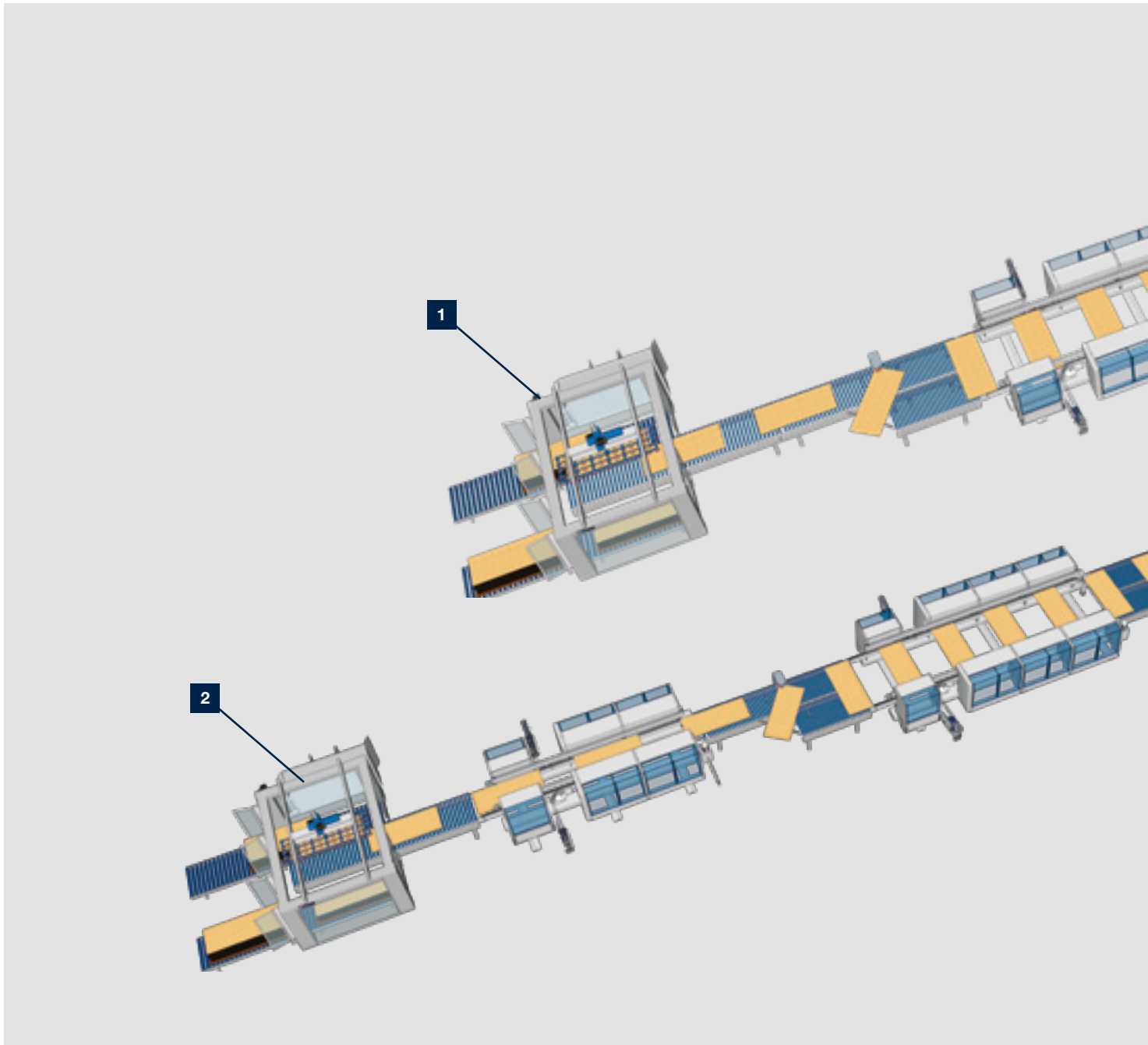
Workpiece infeed systems WZ24

A parallel precisely angled cut is not necessary with this workpiece infeed system. The workpieces are fed at a precise angle in the longitudinal and transverse direction and the EDGETEQ S-800 profilLine's sizing units then cut the workpieces precisely to size. Depending on the workpiece infeed system, cycle outputs of 35 workpieces/min are possible.



Efficiency Through Series Production

Production of today's panel furniture is inconceivable without the high-performance EDGETEQ D-810 powerLine demonstrating the highest process reliability. The machines address your precise operating requirements reliably every time. At HOMAG, production lines are specifically designed, installed and commissioned for you by your own personal

team. This allows us to ensure a top class solution to your specific production assignment. After all, networking individual processing machines and material flow systems is a complex task – one we tackle by putting together a specially configured HOMAG project team: your HOMAG team.



Have your EDGETEQ D-810 tailored to fit you – just like a suit.



1 SHORT MACHINE LINE – JUST ONE OF MANY EXAMPLES

For medium capacity requirements. The workpieces are processed longitudinally and transversely in two work steps. To do so, stacks are transported back. Feeding and destacking systems as well as rotary stations to change from longitudinal to transverse format or vice versa permit an automatic production process.

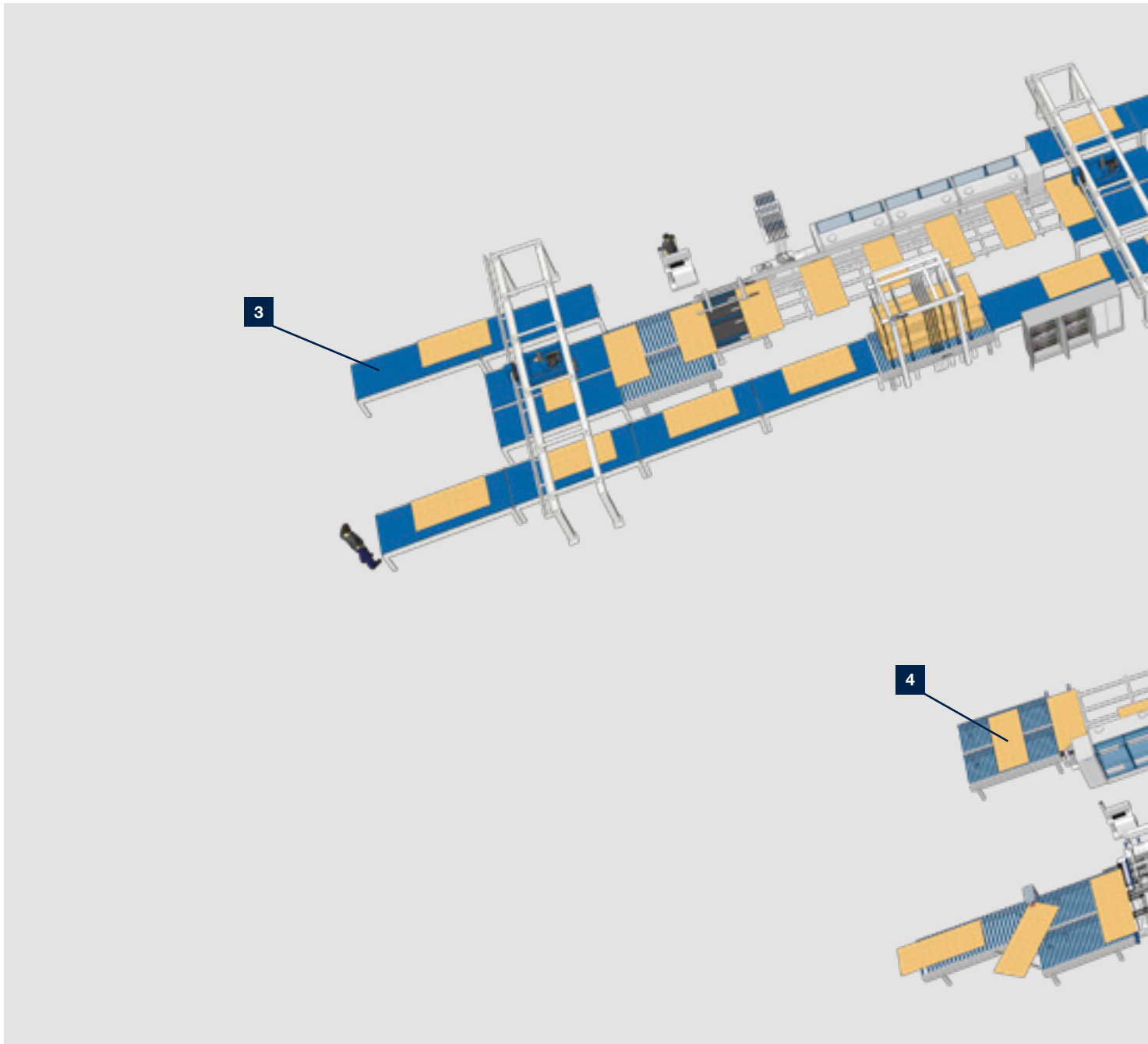
2 PRODUCTION LINE – HOW YOUR PRODUCTION LINE COULD LOOK TOMORROW

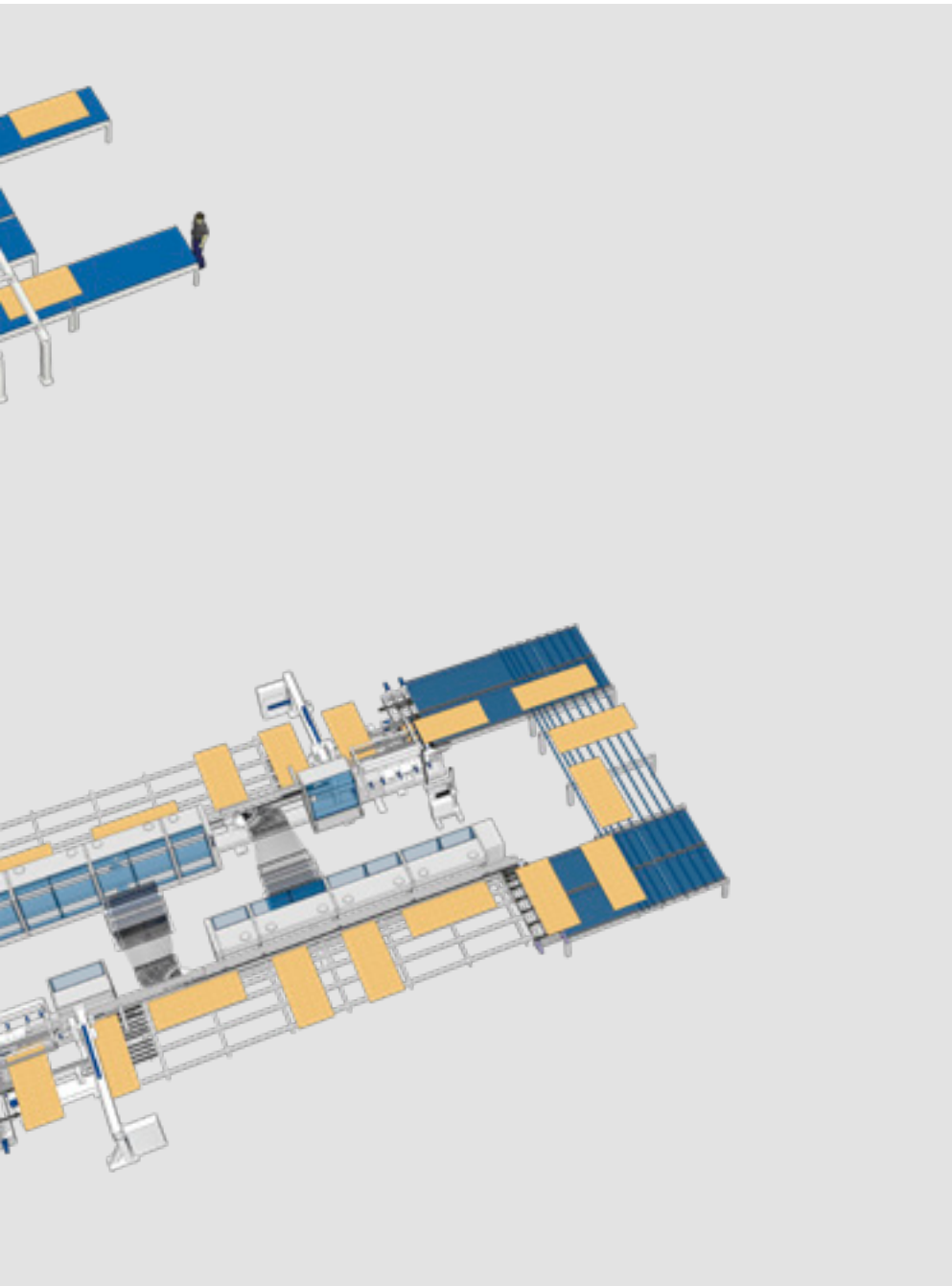
For the longitudinal and transverse processing of workpieces in a single pass for medium to large-scale series. Including feeding and destacking systems and automatic throughfeed drilling machines.

Flexible Production Down to Batch Size 1

Customers are increasingly looking for personal furniture. As a result, there is a trend towards batch size 1 production, particularly in Europe. When implementing new production lines, we aspire to combine variant diversity and batch size 1

production with outstanding economy. The series EDGETEQ S-800 profiLine und EDGETEQ S-810 powerLine always provide the right technical solution without compromising flexibility and output.





3 BATCH SIZE 1 – ALWAYS EFFECTIVE

Production line for longitudinal and transverse processing of the smallest batch sizes down to a batch size of 1.

4 U-LINE – INNOVATION COUPLED WITH EFFICIENCY

For the flexible production of minimal series sizes. Workpieces are sized on two sides. Edge and finish processing take place independent of width on single-sided machines.



TDL 310 – Rotation on one level

Components with extreme dimensions are supported during the rotation process by lift-off rails.



TDL 310 and 510 rotary stations

- TDL 310, longitudinal to transverse rotary station
- TDL 510, transverse to longitudinal rotary station

Upgrading capability for:

- Batch size 1
- Lightweight panels
- Workpieces up to 80 kg or more



TRL 100

TR series roller tables ensure efficient bridging of distances between two processing machines, or are used to create a buffer section. Workpieces are transported by powered rollers.

Dynamic Edge Circulation Solutions

HOMAG transport systems and sizing and edge processing machines work in perfect harmony when it comes to size, performance and speed. They provide the prerequisite for flexible furniture parts production whether it be series or batch size 1 production. They improve precision and repeat

accuracy with high availability and operational reliability. The hardware and software speak the same language. The result: perfectly automated sizing and edge processing.




Edge circulation unit in 2-gantry version

- Processing machines incorporated into the circulation system, such as sizing and edge banding machines, can carry out automatic production
- Maximum repeat accuracy during collection, delivery and transport of the workpieces
- Variable workpiece positioning, longitudinal or transverse, through -90, +90 and 180 degree rotation
- High drive dynamics with just 0.4 seconds per stroke movement and 1.3 seconds for 90 degree rotations
- Damage to the panel material is virtually eliminated
- The space required for transport and implementing the gap between workpieces is reduced to a minimum

Greater Economy Due to a Long Service Life and Optimum Availability


The robust design of the machine stand, the advanced technology of the rolling block link chain and the precision of the width adjustment all ensure that your workpieces are processed with maximum dimensional accuracy and

efficiency. The optimized chip and waste piece disposal and the targeted use of several drives enhance machine availability and service life.



Sophisticated technology

All machines of the series EDGETEQ S-810 powerLine and EDGETEQ D-810 powerLine are equipped with a rolling block link chain. This progressive technology ensures that all workpieces are transported with pinpoint precision and processed with extreme dimensional and repeat accuracy. The optimized chip and waste piece disposal enhances machine availability and service life. Experience has proven that the HOMAG block link chain is far less susceptible to wear than block link chain types with semi-circular rod. The proof: outstanding performance over a feed distance of more than 200 meters, even in dusty environments.



Robust and variable

The torsionally rigid dual frame construction of the machine stand forms the foundation for the extreme processing precision of all units.

The variable stand design permits the entire HOMAG range of modular units to be accommodated on the series EDGETEQ S-810 powerLine and EDGETEQ D-810 powerLine. Simply tell us what it is you require.




Width adjustment with the utmost precision

A drive system with ball spindle and linear guide as well as wear-free flat guides is used for reliable width adjustment.



Even better with double-sided processing

In double-sided machines, we use two drive systems linked by an "electronic shaft". This means that the two sides of the machine have their own drive systems which work interactively. Long machines are fitted with two additional drive systems at the infeed to electrically stabilize the transport chain. This ensures permanent angular precision during production.



Our Range of Modular Units – Always Up To Date

A wide range of different units is necessary to cope with varied processing operations. By continuously extending our range of units, we ensure that you have the right solution

available to cope with changing trends. Their extreme precision and state-of-the-art technology will boost the flexibility and efficiency of your production.

Jointing and Alternating Trimming – Here Every Step is Ideally Coordinated


Top quality results can only be achieved through smart coordination of every production step to achieve enhanced efficiency. This is precisely what HOMAG does: the units

used for workpiece preparation provide the basis for perfect glue joints.



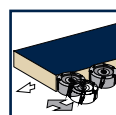
Jointing trimming S2 Power

This servo-axes controlled unit permits a high level of processing precision, is extremely hardwearing and is also designed to ensure an above-average service life. The tool diameter is 150 mm.



Compact alternating trimming unit KW12


If larger tool diameters than 125 mm or higher motor outputs are required for jointing trimming, the KW12 compact alternating trimming unit offers the perfect solution.



Sizing Units – Your Assignment, Our Solution

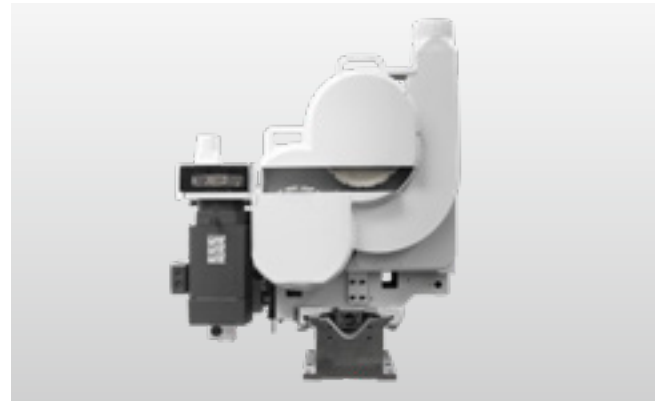
HOMAG hogging units are true professionals when it comes to workpiece sizing. Whether coreboard panels, coating ply overhang or transverse veneer – HOMAG plants are happy

to cope with whatever you throw at them. The result is high-quality, splinter-free sizing.



Scoring/hogging

Perfect panel sizing without splintering – even with coated or veneered panels. Pre-scoring unit optionally with lift-off fixture. Hogging unit with cross support and dust hoods.

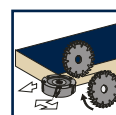
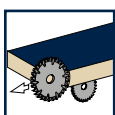


Compact double hogger KD11

Mit Leistungen von 6,6 – 11 kW können auch größere Bearbeitungszugaben mit sauberem austrissfreiem Schnitt sicher zerspannt werden.

Zur zerspannenden Formatierung im Längs- und Querbetrieb mit drei leistungsstarken Motoren. Der Aufbau von zwei Zerspanern bis zu 250 mm Durchmesser ist möglich.


- Automatisierung nach Bedarf
- Automatische Höhenverstellung
- Automatische Verstellung des Überstandes über das Programm



Sizing and Trimming – Neat, No-Fuss Performance

The output speaks for itself: HOMAG standard trimming units allow you to rebate, groove and profile – optionally also with tracing. Choose from the standard trimming unit or the


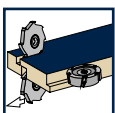
trimming unit SF62 which is characterized by its outstanding processing versatility.



Standard trimming, horizontal/vertical

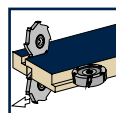
Using the standard trimming unit, grooves and rebates can be trimmed precisely inside the machine without the need for an additional processing operation.

- Intermittent control with servo drive for optimum precision
- HSK pushbutton for fast tool change with high repeat accuracy
- Flexgroove: fast automatic change of groove width within the workpiece gap.



Trimming unit SF62


Groove, rebate and profile with excellent variability. The HSK toolholder and 8-slot plate changer permit outstanding processing versatility. The servo axis affords optimum adjustment accuracy.



Gluing Units – Sticking With the Best

HOMAG gluing units are the professional solution for a fast, positive-locking glue bond. The standard gluing unit uses the pre-melt system. The heated glue roller ensures an optimum gluing temperature, while magazine height adjustment offers

scope for processing wide-ranging workpiece heights. A simple, toolless quick changeover of the application unit allows other glue colors to be deployed with minimum delay.



Hot-melt gluing unit

For optimum glue application on the narrow surface. Changes to workpiece thicknesses do not necessitate resetting of the glue application roller.

Quick-release clamping system for application unit with straight edge

A quick-clamping system is optionally available for the application unit which permits fast hot-melt glue color changeover. This allows hot-melt glue changeover without mixing the different glue colors.




Melting unit with granulate tank

With a melting rate of 18 – 35 kg/h, there is always plenty of hot-melt glue available. Even quantities of up to 45 kg/h pose no problem.

PUR melting unit

A range of possibilities are available for melting PUR. Please get in touch.



The second gluing unit

A second gluing unit can be installed which permits automatic glue color changeover or change between hot-melt glue and PUR without any manual intervention.

Here can be chose between the EVA melting units 6 - 12 kg/h and 18 - 35 kg/h.



laserTec – the Quantum Leap in Furniture Production

Edge banding with zero joint quality: HOMAG laserTec is a production method which has revolutionized furniture manufacture from the ground up. With this method, a special adhesive coating on the edging strip is melted by a laser

beam and then pressed directly onto the workpiece. The result: edges complying to the highest conceivable standard of quality.



For the entire laser edge spectrum

HOMAG laserTec can be used to process all customary types of edging such as PVC, ABS, PP or PMMA. The laser-active layer can be individually adjusted in line with product and customer requirements.



HOMAG laserTec achieves extreme production economy

- Reduced rejects quota
- Simple operating processes
- Low additional costs
- Maximum level of availability
- Reproducible production parameters
- Resource-saving production
- Extreme production reliability

Edge Feed – Varied and Precise

Servo edge feed does more than just sound impressively high tech – it actually cuts out edging waste and so tangibly reduces piece costs. We have actually patented this precisely dimensioned edge feed system with its ultra-minimal

workpiece corner overhang – after all, it was invented by HOMAG. HOMAG offers you a wide edge feed range, from single and dual-slot magazines right through to a changer with 48 slots.



Above: Previous gluing technique

Below: Optimized gluing technique with servo edge feed

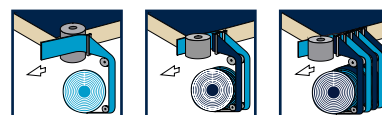
Lower waste, fewer costs

The servo edge feed system feeds the edging material precisely dimensioned to the workpiece corner with only the barest minimum overhang. It permits leading and trailing edge precision of +/- 2 – 3 mm.



Multiple edging magazine

The range covers single and dual-slot magazines right through to changers with 48 slots, allowing edges ranging from 0.3 – 3 mm to be processed with ease.




Softforming – Raising the Profile of Your Edges


HOMAG edge banding machines rank among the creative stars of the industry. They provide interesting edge design options. Thanks to softforming technology, the profile shapes

available to edge designers range from roof and drum profiles through to S-shapes or inlay profiles.

Softforming profiles:




Roof profile Drum profile U-shaped inlay profile S-shaped profile L-shaped inlay profile



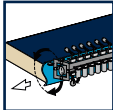
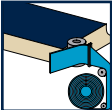
Softforming unit with pressure zone and melting unit

With a melting unit of 18 – 35 kg/h, there is always plenty of hot-melt glue available. If required, the melting output can be increased to as much as 45 kg/h using elements from the tried-and-tested range of HOMAG modular units.



Four-fold multiple-pressure zone G


With a set of pressure rollers for straight edges. This comes with an additional three free spaces. Simply turning the pressure zone changes the profile. The pre-set profile rollers of the roller set can be quickly and easily exchanged. Optional: profile pressure pad sets.



Snipping Units – the Perfect Preparation for Trimming

We are presenting a range of true team players. The snipping units prepare the workpieces perfectly for subsequent trimming operation. The face side can be snipped either

straight or with chamfer. If the profile trimming team player is brought in off the bench, then a piece of edging material is left in preparation for the optimum trimming result.

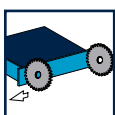


Snipping units PK25

For snipping the overhanging edges at the leading and trailing workpiece edge with stationary snipping stop to protect sensitive workpieces from damage. The units are driven pneumatically.

Einsatz der Kappaggregate PK25

Für Maschinen mit einer Vorschubgeschwindigkeit bis zu 25 m/min.




Automation as standard

Programmable chamfer/straight snipping motor adjustment for fast changeover between straight snipping and snipping with chamfer.



Automation as standard

For fast changeover between flush snipping (e.g. of solid moldings or inlay shelves) and snipping with overhang, e.g. for finish trimming with profile trimming unit.

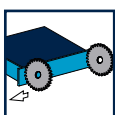


Snipping units SK25, SK30, SK35, SK40 and SK60

For snipping the overhanging edges at the leading and trailing workpiece edge with stationary snipping stop to protect sensitive workpieces from damage. The units are driven by servo motor.

Use of the snipping units SK25, SK30, SK35, SK40 and SK60

For machines with feed rates of up to
 25 m/min = SK25
 30 m/min = SK30
 35 m/min = SK35
 40 m/min = SK40
 60 m/min = SK60



Trimming – the Solid Basis for Edge Processing

HOMAG trimming units give the workpiece edge its required shape. Practical solutions are guaranteed, even with our basic units. The rough trimming unit BF20 is ideal for

rough trimming the upper and lower overhanging edge and trimming unit PF20 for trimming chamfers or radii at the edges.



Rough trimming unit BF20

For rough trimming the upper and lower overhanging edge.

Automation to suit every need

For automatic changeover from flush trimming to trimming with overhanging edge.

Trimming unit PF20

For trimming edge chamfers or radii. Options: stepless or pneumatic adjusting devices for the trimming motor. Trimming motor exchange using exchange units.

Trimming unit PF20/21 flexTrim

For automatic changeover between different profiles, for instance R2 and R3.

Multi-trimming unit MF21

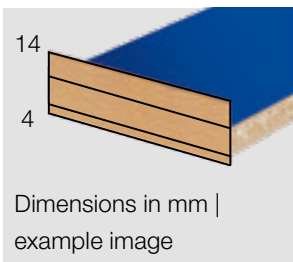
For automatic changeover between different profiles, for instance chamfer 20°, R1, R1.5 and R2.



Flush



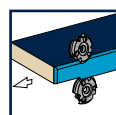
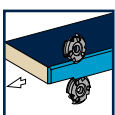

Overhang



Dimensions in mm | example image

Pre-trimming unit BF10



Larger overhangs possible, due to breakout of the pre-punched perforation on the suction hood.



Four-motor profile trimming tools | Take anything in their stride

The four-motor HOMAG profile trimming units ensure reliable corner rounding even when processing veneer. Are you looking for a unit for flush trimming the upper and lower workpiece surface? Then you have come to the right place.

The flexTrim exchangers for the fast exchange of two profiles in the gap between workpieces can be mounted on profile trimming units FF32 and FF42.



Profile trimming unit (oben)

For four-motor profile trimming at speeds of 35 m/min.

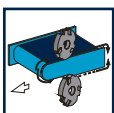
Profile trimming unit FF32 (bottom)

For rounding top and bottom edges on the leading and trailing workpiece edges. By dividing the cut over four motors, each corner can be processed in synchronous rotation, thus reducing the risk of splintering even with veneer.



flexTrim

The flexTrim exchangers can be mounted on trimming and profile trimming units. They permit the fast exchange of two profiles within the gap between workpieces during flexible production. The change between three profiles is possible with series production.



Servo Profile Trimming – Making You Even More Efficient

Expecting higher performance, greater contour variety and even higher quality? Then we recommend our servo profile trimming units FK30 profiTrim and FK31 powerTrim. As the

drive uses modern linear motors, the movement sequence is controlled by the program when trimming around the edge band on the narrow surface of your workpieces.




Profile trimming unit FK30 and FK31

For trimming around the leading and trailing edge. With servo motor-driven tracing axis for sensitive surfaces or softforming profiles.

Use of the profile trimming units FK30 and FK31

For feed rates
20 or 25 m/min = FK30
30 or 35 m/min = FK31



Automation to suit every need

- Adjustment to three different radii and chamfer
- Automatic adjustment of the tracing roller diameter
- Automatically adapted tracing force
- Automatically adapted speed
- Switchable between synchronous and opposite rotation

FK 31: steplessly adjustable tracing force

E.g. for honeycomb boards and soft materials



Finish – All’s Well That Ends Well

The following principle can be applied to production as well as to a marathon: Those who persevere to the very end will achieve their goal. For a perfect finish which has you running victoriously to the winner’s podium, place your trust

in HOMAG. There are a range of possibilities available to make this happen. Depending on your requirements, choose the profile scraper unit PN20, the multi scraper unit MN21 or finish processing unit FA21.



Profile scraper PN20

For smoothing trimmed edges to achieve an optimum appearance.

Automatic adjustment of PN20

To suit foil thickness for workpieces with and without protective foil.

Multi scraper MN21

For automatic changeover between a maximum of seven different profiles.



Finish processing unit FA21

Comprising a glue joint scraper unit for disposal of glue residues at the top and bottom of PVC edges and a buffing unit.

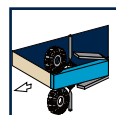
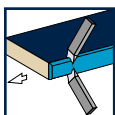
Optimum surface quality

through precision adjustment of the glue joint scraper to ± 0.01 mm

- manually (as standard)
- automatically (optional)

Automatic adjustment of the glue joint scraper


To suit foil thickness for workpieces with and without protective foil.



Finish Belt Sanding – Always on Top Form

Whether straight edges, chamfers or radii, whether veneer or solid wood. You can rely on our HOMAG belt sanding units –

belt sanding unit KS10, belt sanding unit PS20 or chamfer/radius sanding units PS41 and PS42.




Belt sanding unit KS10

For sanding straight veneered and solid edges including oscillation as a standard feature.

Belt sanding unit PS20

For profile sanding using dual pad technology with two separately adjustable sanding pads.

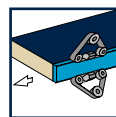
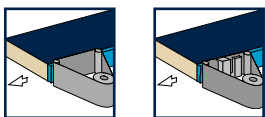


Chamfer/radius sanding unit PS41 and PS42

For sanding chamfers and radii at the top and bottom of veneered and solid wood edges.

Automation to suit every need

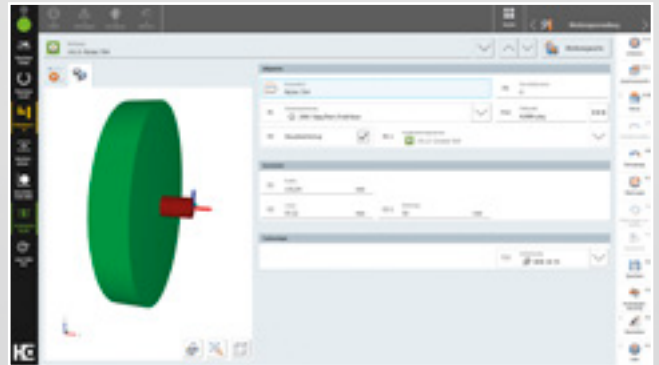
For traversing out of the work area and stepless adjustment to different edge thicknesses.



The next generation of powerTouch: **powerTouch2**

Faster, more comfortable, clearer: Enjoy the benefits of our further improved powerTouch user interface. We have optimized our standardized operating concept and further adapted it to our customers' requirements. Controlling your HOMAG machines is now even faster and more intuitive. The new, modern design has a clear structure. The innovative touch operation allows you to achieve the desired result easily and comfortably.

With the new powerTouch generation, you can enter information at your machine even more quickly. Compared to the previous version, you can achieve a time saving of up to 30%. This is possible thanks to new features, such as automatic word completion, a pop-up keyboard that can be kept open and Windows-like functions, such as the selection of common actions directly via the start button.



THE HIGHLIGHTS AT A GLANCE:

- Direct and efficient operation, up to 30% faster
- Clearer and more informative thanks to additional information and live illustrations instead of program icons
- New applications for operating and controlling machines and systems (e.g. NCCenter in the PC87 control system on CNC machines or woodCommander 5 on throughfeed machines)
- Fresh, attractive design, based on the new HOMAG machine design

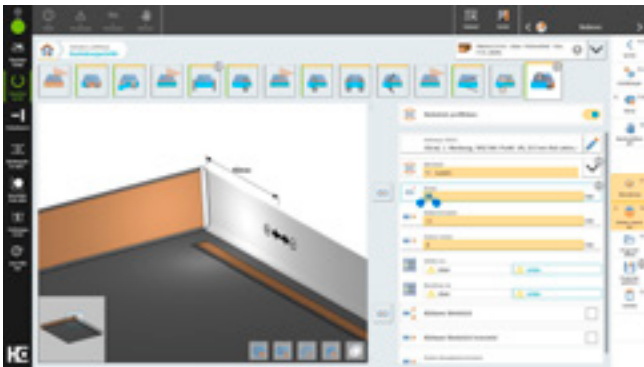
Software solutions with powerTouch2



Evaluation with MMR Basic The software evaluates the productivity of your machine and supplies usage-dependent maintenance notifications.



MMR Professional (option) The MMR Basic upgrade additionally evaluates shifts, analyzes error messages and permits a link to be created to the data evaluation center in the office.



NEW: Programming with woodCommander 5 User-friendly programming system using graphically supported input screens.



woodScout diagnostic system (option) Alongside error messages in plain text, woodScout also provides a graphic representation of the error location. In addition to the system's expert knowledge database, users can store their own troubleshooting solutions.



Cell control woodFlex (option) Asset tracking and control of machines in cells.

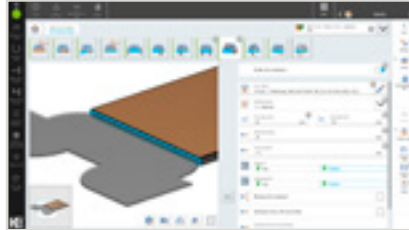
woodCommander⁵

faster – safer – more flexible

Software for quick selection of processing programs and edging material. For safe and fast acquisition of production parameters and for workpiece-oriented design of machine programs.



The workpiece program with just a few clicks.



3D workpiece simulation with tool track that can be faded in and out.



When the parameter is selected, the dimensioning is displayed on the workpiece.

faster

- **Fewer clicks** – e.g. by combining parameters
- **Quick program change** due to preview images from the 3D simulation
- Permanent overview window for **quick orientation**
- **Quick overview** thanks to scaled WYSIWYG display
- **Focus** on processing steps
- **Faster input** through pop-up keyboard with word suggestions
- Situation-dependent **display of relevant parameters**
- **Time and cost savings** due to fewer test workpieces
- **High quality** from the **very first workpiece**

more flexible

- **Operator-specific arrangement** of parameters
- **Maximum flexibility** through widgets for programs, edge material ...
- Individual integration of **edge macros** into the program
- **Uniform tool management** via HOMAG tool manager
- **Switching of operating parameters** as required, e.g. joining dimension
- Integrated **user rights management** – e.g. only authorized employees may change programs

safer


- **High operating safety** due to **real 3D workpiece simulation**
- Display of **dimensions directly on the 3D workpiece**
- **Understanding of the processing steps** through simulated effects at the workpiece as well as switchable tool track
- **Automatic checking** of impermissible parameter combinations with suggested solutions – e.g. if the edge is too thick: „Change edge thickness“ or „Deactivate scraper“
- **Setup** with manual adjustments **via QR code**
- **Marking** of unsaved program parameters



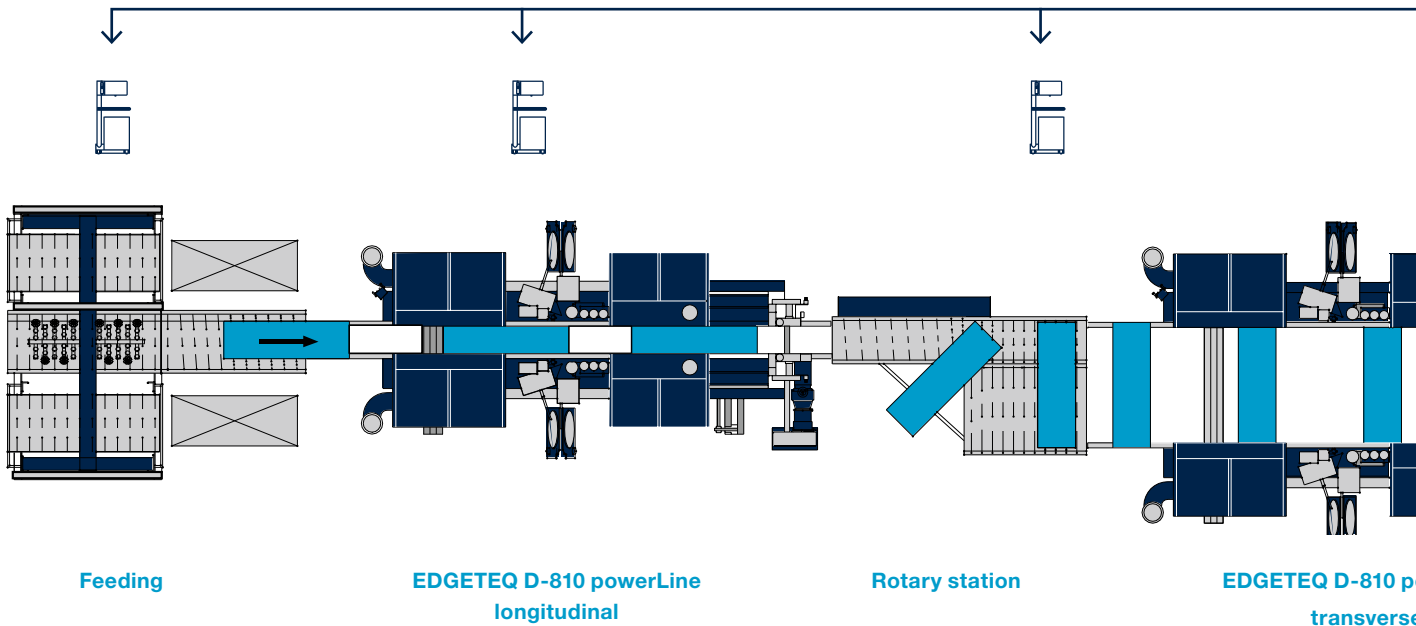
Productivity – Only as Good as the Control System

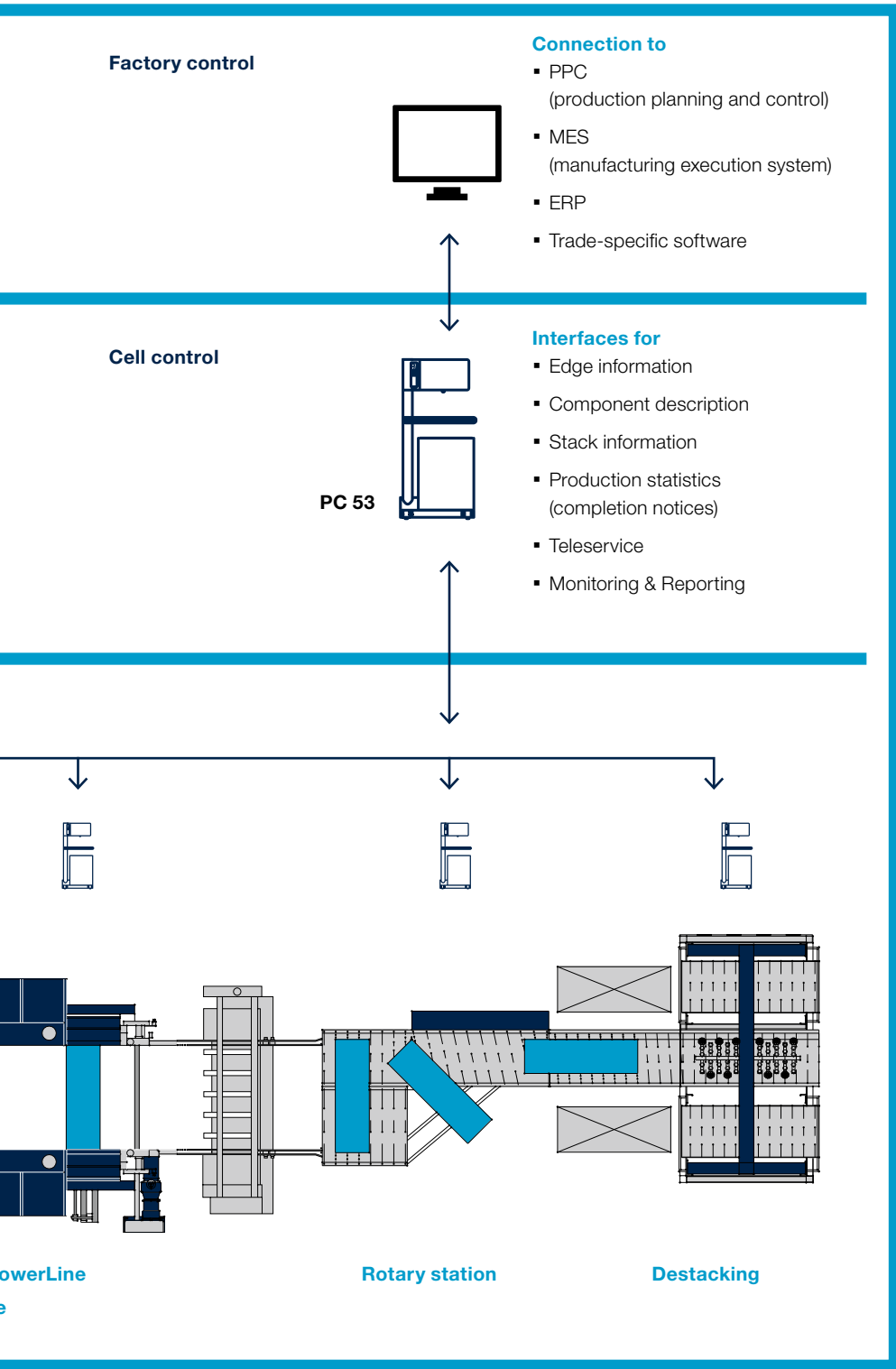
To increase the productivity of machine lines and production cells, HOMAG relies upon the PC53 production line control system. This allows more workpieces to be processed per shift, and offers scope for economical and varied production.

This not only cuts out operating errors but also allows a reduced staffing requirement. You may safely place your trust in our many years of experience with over 500 successfully installed systems the world over.



Machine control





Functional characteristics for improved performance*

- Central production cell operation and monitoring
- Automatic data distribution in the production cell by part tracking and machine networking
- Production sequence control using list management
- Improved performance due to automatic cyclical output and calculation of the gap between workpieces
- Edge preview to reduce standstill times due to missing edging material

Functional characteristics for data organization*

- Central generation and management of component information in an MS-SQL database
- Component identification through automatic and manual barcode reading systems
- Component identification using labeling and ink jet solutions
- Stack management with integrated printout of stack accompanying documents

Functional characteristics to enhance availability*

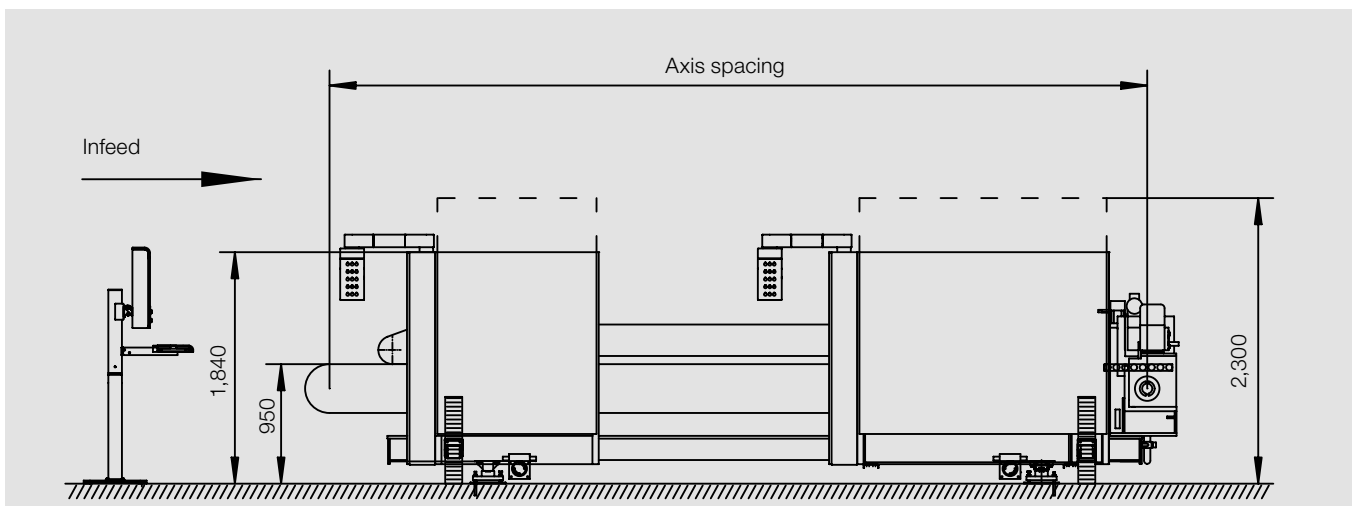
- woodScout diagnostic system for central display of all line error messages at the cell master computer
- Fast, reliable troubleshooting and remedy using the worldwide teleservice

*Some functional characteristics and interfaces are optional

Technical Data

| MACHINE DIMENSIONS | |
|---|---------------------------------------|
| Overall length (mm) | according to machine type |
| Working height (mm) | 950 |
| Noise protection covers (mm) | 1,840 / 2,500 |
| Overall width closed / | 2,300 / |
| Overall width opened [mm] plus relevant working width | 3,830 |
| WORKING DIMENSIONS | |
| Workpiece width (mm) | |
| min. single-sided | 60 |
| min. double-sided | (220) 260 |
| max. double-sided | 1,000 – 3,500 |
| Graduations | 500 |
| Workpiece thickness (mm) | 12 – 60 (optional 8 – 100) |
| Workpiece overhang (mm) fixed | 30 |
| Adjustable (optional) | 30 – 80 |
| CONNECTED LOADS | |
| Total electrical connected load (kW) | depending on equipment |
| Total suction output approx. (m ³ /h) | depending on equipment |
| Chip conveyor belt | optional |
| Air speed (extraction) (m/sec) | 28 |
| Pressure loss (Pa) | 2,500 |
| Suction nozzle | depending on equipment |
| Compressed air connection (bar) | 6 – 8 |
| Compressed air consumption (nl/min) | depending on equipment |
| MISCELLANEOUS | |
| Feed steplessly adjustable (m/min) | 10 – 40 (optional 80) |
| Cam spacing/standard (mm)* | 1,000 |
| Cam height/standard (mm)* | 11 |
| Optional stepless cam height (mm) | up to 25 |
| Electronic shaft | optional, to reduce wear on the drive |

* for double-sided transverse processing





VALYOU

Our Mission, Your Performance.

LIFE CYCLE SERVICES

Improved performance, more efficient processes, faster help, assurance of availability and smarter workin

TEAM & COVERAGE

Largest global service network in the industry with over 1,350 personnel.

INSTALLATION & COMMISSIONING

For a smooth start, we only let proven experts manage your setup.

OPERATION & CONTROL

After teaching your personnel the intuitive control system, our clever apps help to make the operator's life much easier.

MAINTENANCE & SERVICING

To keep things running, we're happy to take a preventative approach. You decide how often and how intensively you want the support to be. As we all know, prevention is better than the cure.

eSHOP & ONLINE ADVANTAGE

A few clicks and it's fixed. Receive exclusive advantages by ordering spare parts online, depending on market availability. shop.homag.com

HOTLINE & READINESS

When there's an emergency, we're here. Direct by phone, digitally via app or video, or with on-site support. We are close to you with over 90 regional service organizations worldwide. With more than 35,000 spare parts immediately available, we can deliver 85% of your orders fast.

TRAINING & EDUCATION

With classroom, live online or eLearning training, we offer flexible options to help you get knowledge. We conduct over 4,000 customer training courses every year, and we even have our own training centers in 19 countries

MODERNIZATION & IMPROVEMENT

Our modernization program is tailored to your machines and processes. We can evaluate your data and situation and advise you on the next step.

ANALYSIS & SUSTAINABILITY

On request, we analyze all your processes with proven tools and procedures (LeanSixSigma). We have a large, certified team of experts for this purpose.

FINANCING & CONSULTING

We offer you tailor-made financing concepts worldwide. With more than 60 years of experience and a close partner network of prominent banks and insurance companies to help us to find the right solution for you, we're always transparent and reliable in processing.



Fast support:
94% resolution rate
via our hotline

Close to you:
1,350 service experts worldwide

We get things moving:
Over 1,000 worldwide spare parts
shipments each day

No one else has that:
Electronic documentation on over
150,000 machines, available in 28
languages



HOMAG Group AG

info@homag.com
www.homag.com

YOUR SOLUTION